





TRADITIONAL PLANK WIDE PLANK FLOORING




Water-based Polyurethane Pre-finish



Natural Oil Pre-finish



Oil-based Polyurethane On-Site Finish



Unfinished

PIONEER CHERRY

TRADITIONALLY MILLED – THE WAY THEY USED TO DO IT

To create our rustic, Pioneer Cherry we run our Cherry hardwood planks through an antique, 60-in. saw blade to replicate the rustic look of early milling. With stunning red-brown tones, accented by pale brown and pink sapwood, this cherry wood flooring will lend itself perfectly to any room where you want to create a traditionally aged, yet elegant atmosphere.

DISTINCTIVE ATTRIBUTES

Live-sawn through and through from fully matured Cherry trees.

ENGINEERED FLOORING SPECS:

Our Traditional flooring featuring real hardwood glued over a plywood core for added stability.

BOARD WIDTHS	3" to 10"*
BOARD LENGTH	2' to 12'
PLANK THICKNESS	5/8" (3/4" & 11/16" available)
WEAR LAYER	4mm
PLYWOOD	8-ply Baltic Birch
FINISH OPTIONS	- prefinished***/unfinished - authentic hand-scrape - machine hand-scrape - wire brushing - end-matching to 10"

SOLID FLOORING SPECS:

Replicating early pioneer sawing practices, our Traditional premium flooring is live-sawn from fully mature timber.

BOARD WIDTHS	3" to 12"
BOARD LENGTH	2' to 12'
PLANK THICKNESS	3/4", 5/8", 1/2" (3/8"*** & 11/16" available) (5/8" up to 8" only) (3/8", 1/2" up to 6" only)
FINISH OPTIONS	- prefinished***/unfinished - authentic hand-scrape - machine hand-scrape - wire brushing - end-matching to 12"

*When not blended with other widths, engineered flooring with 9" or 10" board widths will have a lighter patina face appearance.

**3/8" solid flooring only available in widths of up to 6" with light to medium surface patina.

***Prefinish options are only available in plank thicknesses of 3/4", 5/8" and 11/16".

NOTE: Each of our flooring products possess unique characteristics and beauty. While our samples provide a close representation of each species, they are for photo reference only and cannot exactly match the end product.

EDGE MILLING OPTIONS





specs as shown: solid, on-site sand with oil-based poly finish widths: 3" to 6" lengths: 2' to 10'

TRADITIONAL PIONEER CHERRY – Old-Style Milled Flooring

